







Cosmetic and Aesthetic Product Development



VivoSight Dx Pro empowers cosmetics & aesthetic development teams to accelerate and optimize data-driven product development and commercialisation. Reduce qualitative uncertainties, speed time-to-market and drive down costs.

Optical Coherence Tomography (OCT) imaging provides rapid, non-invasive and repeatable visualization and quantification of the effect of your new treatment. Its data will inform innovation and underpin claims validation for regulatory bodies.



-  Device cleared for use in clinical settings
-  Completely non-invasive, ideally suited to cosmetics applications
-  Full 3D scans acquired in just 15 seconds
-  Automated quantitative analysis to accelerate your development program
-  Repeatable - accurate monitoring of physiological effects throughout product development
-  Cost effective - quantitative analysis significantly reduces time and costs compared with subjective qualitative measures and expert panels

"In our practice we participate in clinical research with skin tightening technologies to improve skin laxity and wrinkle appearance. With VivoSight we can visualize and quantify skin surface roughness which gives us an objective metric for measuring treatment impact"

Barry DiBernardo, MD, Past President Aesthetic Surgery Education and Research Foundation

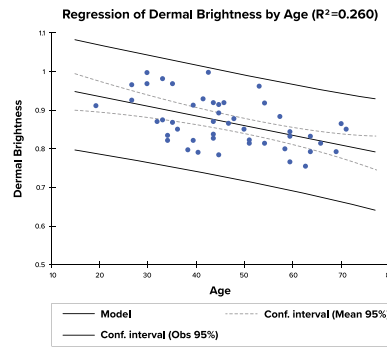
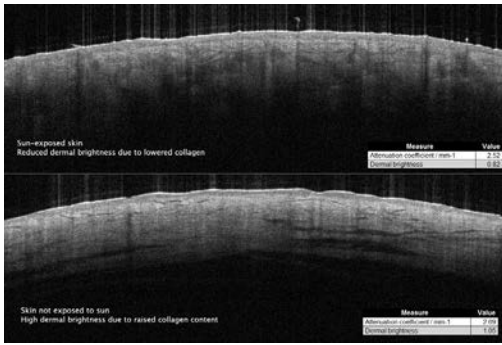
VivoSight Dx Pro - Optical Coherence Tomography

Visualize and quantify skin treatment effects – in real time

VivoSight Dx Pro will transform your cosmetic/aesthetic treatment development and commercialization; for the first time providing you with quantitative, repeatable measurements of key skin physiological and anatomical parameters. Data from simple, non-invasive OCT scanning will support marketing claims and build greater consumer confidence.

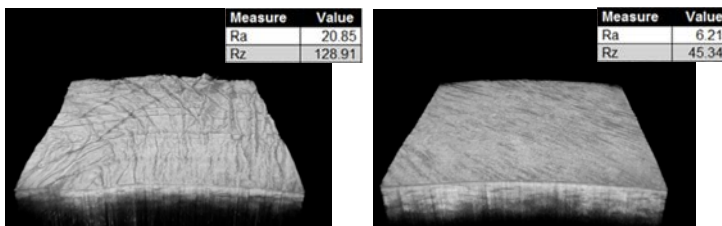
VivoTools™ skin analysis software option extracts these powerful quantitative measures of skin properties

Dermal Brightness



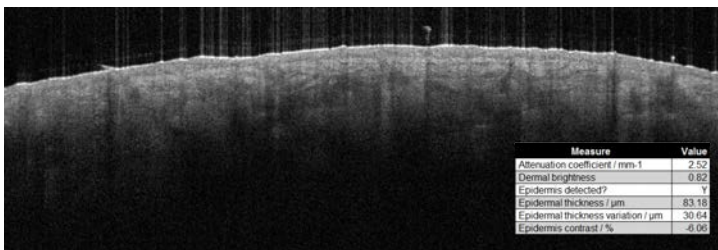
Dermal brightness measured by VivoSight is a proxy measure for collagen content. It has been shown to decrease with subject age.

Skin Surface Roughness




Changes in skin surface roughness can be visualized and quantified including average roughness (Ra) and peak to trough (Rz).

Epidermal Thickness



Measure average epidermal thickness over the entire scan area

Vascular Network



Visualize and quantify changes in vessel diameter and vascular density by depth

VivoSight Dx Pro is a Class 1 Laser Product



International
Michelson Diagnostics Ltd
Units 1&2 Maidstone Innovation Centre
Gidds Pond Way, Maidstone
Kent ME14 5FY
United Kingdom
T: +44 (0)20 8308 1695
info@vivosight.com

United States
Michelson Diagnostics Inc.
Atascadero,
CA 93422
T: (408) 504-7391
info.us@vivosight.com

www.vivosight.com